

MobilityTRANS | Gamechanger



FOREST RIVER
BUS & VAN

MOBILITYTRANS.COM

Functionality + accessibility.



MANEUVERABILITY. VERSATILITY. PERFORMANCE.

As passenger vans emerge as the fastest-growing segment in ground transportation, MobilityTRANS delivers a versatile and cost-effective solution. Offering the same capacity and layout options as a smaller shuttle bus, our van seats up to 10 passengers or accommodates up to three wheelchairs, ideal for transporting patients, guests, crews, and more.

VAN LENGTH



22'

VAN CHASSIS



Ford Chassis

WHEELCHAIR

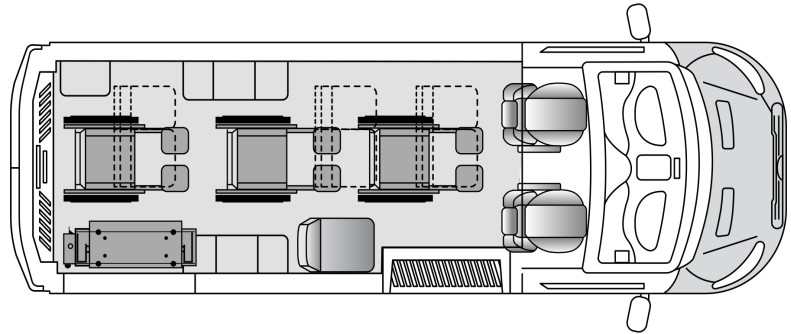


Side Access

transporting what matters.

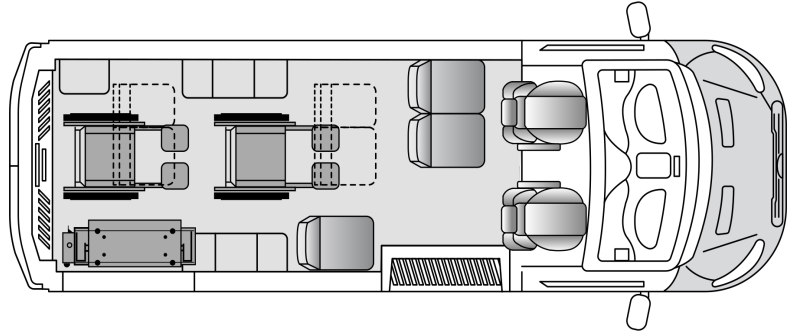
08

08 passenger +
3 wheelchair + driver



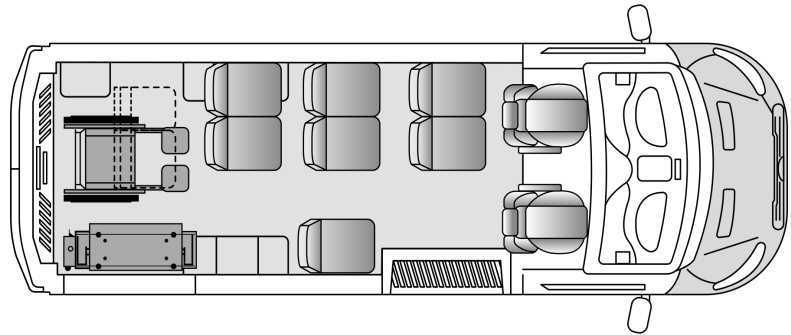
08

08 passenger +
2 wheelchair + driver



10

10 passenger +
1 wheelchair + driver



CHASSIS SPECIFICATIONS:

Wheelbase: 148"
Overall Length: 263.9"
Height: 110.4"
Width - Excluding Mirrors: 81.3"/83.7"
Width - Including Mirrors: 97.4"
Width - Mirrors Folded: 83.2"/83.7"
Front Track: 68.2"/68.5"
Rear Track: 68.6"/65.7"
Front Overhang: 40.3"
Rear Overhang: 76"
Load height (Curb): 28"
Rear Cargo Door Opening Height: 74.3"
Rear Cargo Door Opening Width: 61.7"

LONG-EL HIGH

148"
263.9"
110.4"
81.3"/83.7"
97.4"
83.2"/83.7"
68.2"/68.5"
68.6"/65.7"
40.3"
76"
28"
74.3"
61.7"

CONVERSION SPECIFICATIONS:

Interior:
Flooring:
Seating:
Wheelchair Lift:

Wheelchair Securement/
Passenger Restraints:
Rear Air Conditioning
and Heat:
Interior Lighting:

Running Boards and Steps:
Egress Assist Bars:
Safety:



Signage:

Warranty:

Standard Equipment

Color Keyed OEM ABS (wagons models)
5/8" Plywood or Aluminum Floor System
Freedman 3PT or GO-ES Fold Away Level 1 Upholstery
Braun NCL919FIB 34"x51" 800 LBS Capacity
with Back up Pump
Q'Straint
Occupant Lap and Shoulder belts
OEM Rear AC/Heat Headliner
Vented (wagon models)
3 Double OEM Dome (wagon models)
Driver Door and Full Passenger Side Wide Step Tread
B-Pillar Mounted 1.5" Stainless Steel at Side Sliding Door
5lbs ABC Fire Extinguisher, 3 Reflective Road Warning
Triangle, 16 Unit First Aid Kit
Priority Seating and International Wheelchair Access
Emergency Exit, No Smoking
5 Year/100K Mile

** All passenger capacities are references and subject to final weight analysis*



Standard Features

- 148WB DRW EL high roof
- Unibody construction
- 3.5 Liter V-6 engine
- 10 speed automatic transmission
- GVWR 10,360
- OEM interior and HVAC system
- 100% ADA and NHTSA Compliant – Ford Pro upfitter
- 5/8" plywood sub floor with steel sub floor reinforcement
- Q-Straint wheelchair / passenger restraint systems
- 3 point Freedman GO ES seating – fixed and ADA
- Braun 34" x 51" 800 lbs. NL919-02 century wheelchair lifts – rear or side mounted with ADA transmission interlock
- One passenger entry grab bar
- Gerflor vinyl flooring
- Sealed floors to walls
- Safety kit (first aid kit, 5 lb. fire extinguisher, triangles)

Popular Options

- Aluminum modular floor system
- Transit style bus door
- Aftermarket HVAC systems
- Freedman seat upgrades – armrests, grab handles recliners, map pockets
- Additional grab bars, stanchions and modesty panels
- Interior camera systems
- PA and 2-way radio prewire
- 1,000 lbs. / 37" x 54" upgraded wheelchair lifts
- USB / 12 volt power outlets
- Accent and safety lighting
- Wood grain vinyl flooring
- Additional safety equipment
- Fast idle control



Learn more at
mobilitytrans.com

© 2025 MobilityTRANS. All information contained on this website is believed to be accurate at the time of publication. However, during the model year, it may be necessary to make revisions, and MobilityTRANS reserves the right to make changes without notice, including prices, colors, materials, equipment, and specifications, as well as the addition of new models and the discontinuance of models shown on this website. Therefore, please consult with your MobilityTRANS dealer and confirm the existence of any material, design, or specifications before your purchase.